



1 | Ambassador Open Mic Discussion

2 | Image Exchange Overview

3 | Image Exchange Demo

4 | Ambassador Network Next Steps

Setting Expectations

- The goals for today's Ambassador Network session:
 - Discuss feedback received from colleagues
 - Provide an overview of the Image Exchange feature
 - Demo Image Exchange
 - Preview Next Steps

Ambassador Open Mic



Share Some Feedback

Open Mic Discussion



How can Event Notifications fit your existing workflows? What are some examples where Event Notifications can track your patients through the care continuum?

Are there any barriers preventing you from using Event Notifications?

Do you have any recommendations on improving Event Notifications?

Image Exchange Overview



Connecting with local Picture Archiving and Communication Systems (PACS) to **view, contribute, and retrieve diagnostic images.**



Image Solution

Facilitates coordination of care. Enables members of different care teams to access medical images.



Integrating with the ePartnerViewer

Streamlines access to images. Enables clinicians to preview medical images in the ePartnerViewer alongside the associated study.







Interoperability

Enables exchange of medical imaging in a secure and easy manner, removing the barriers of technology to improve healthcare delivery and lower costs.



WITH IMAGE ENABLEMENT

Image Exchange promotes access to a complete imaging health record while reducing the need for duplicative imaging.

-  **Minimize technology barriers, increase access** to images; eliminate the need for CDs.
-  **Lower healthcare costs** by reducing the number of duplicate procedures.
-  **Improve patient satisfaction** and **avoid re-exposure to radiation**.
-  **Improve care coordination and the timeliness of healthcare delivery** through the secure exchange of imaging data.



1 Search for a patient

Clinicians can view patient images performed at other organizations.



2 Review the image

KHIE displays a preview-quality image in the ePartnerViewer.



3 Inform care decisions

Clinicians can use this new information to inform care plans and decision making.



SCENARIO

Bobby Brady lives in Louisville, KY. He visits the Red River Gorge. While there, he breaks his arm and is transported to Mercy Health Emergency Room in Irvine, KY.

The ER physician orders an X-ray.



NEED

Bobby is discharged. He is given a CD with his radiology images. He must remember to take it to his Primary Care Provider (PCP).

Bobby's PCP receives an event notification from KHIE, informing him of Bobby's ER visit.



OUTCOME

Bobby's PCP **accesses the ePartnerViewer to export the high-resolution images** to his local PACS.

The PCP schedules a follow-up appointment with Bobby.

Key Information

✓ Bobby's PCP can review the clinical data included in the ER summary in the ePartnerViewer.

✓ Bobby's PCP can review the medical image in the ePartnerViewer.

✓ The hospital doesn't have to create the CD and Bobby doesn't have to be inconvenienced with getting the CD to his PCP.

KHIE Image Exchange Service

KHIE Participants Connected

Appalachian Regional Healthcare

Baptist Health Systems

King's Daughters Medical Center

Med Center Health (Commonwealth Health Corporation)

St. Elizabeth Healthcare

There are 13 additional organizations in the process of onboarding.

Image Exchange Demo



Demo Overview

1. Previewing a Patient's Image
2. Exporting a Diagnostic-Quality Image

Ambassador Next Steps



Ambassador's Next Steps

- Our last Ambassador Network session: **Tuesday, 6/17.**
- Talk with colleagues who would benefit from using the Image Exchange feature. Share their feedback:
 - How can the Image Exchange fit your existing workflows? Which departments would benefit from having access to Images?
 - Are there any barriers preventing you from using the Image Exchange feature?
 - Do you have any recommendations on improving the Image Exchange?